




GUIDE

DIM TO A PREDEFINED DIM LEVEL

Do you often dim the same light to the same dim level? By using events in Telldus Live! you can dim a device to a predefined level with a single click!

LET'S GET STARTED!

YOU WILL NEED

-  DIMMABLE SOCKET RECEIVER
-  TELLDUS LIVE!
-  TELLSTICK NET/ZNET

1 live.telldus.com



live.telldus.com

Control Devices

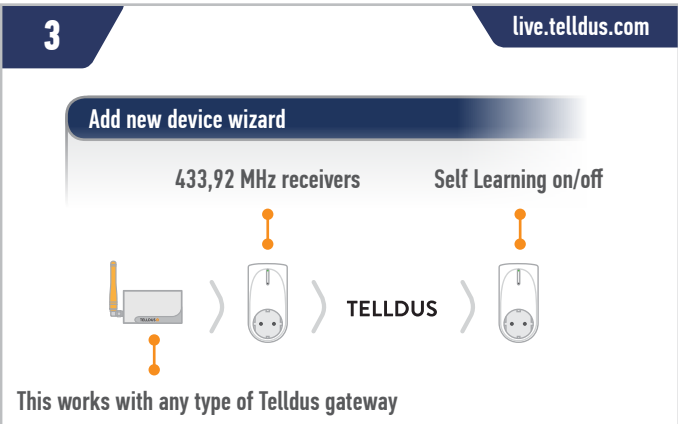
2 live.telldus.com



live.telldus.com

Add a new device

3 live.telldus.com



live.telldus.com

Add new device wizard

433,92 MHz receivers Self Learning on/off

TELLDUS

This works with any type of Telldus gateway

4 live.telldus.com



live.telldus.com

Add new device wizard

Name: Dimmer Device

Next

5 live.telldus.com



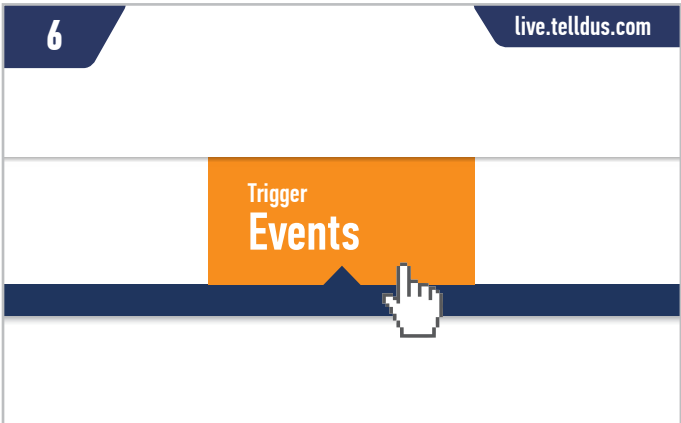
live.telldus.com

~~Learn~~

This is not an actual device and only used for controlling your dimmer, so skip the Learn step.

Done

6 live.telldus.com



live.telldus.com

Trigger Events



Tip! You can set the dim value to the level of your choosing. If you want to be able to turn the light off using the same device, create one more event. Add a device trigger with the state "off" for your newly created device and add a device action that turns the light off.