

**GUIDE**

# SET THE TIME ZONE AND POSITION

To ensure that the time and sunrise/sunset features in events are based on the correct time zone and geographical position you can manage these settings for your location.

## LET'S GET STARTED!

**YOU WILL NEED**


 **TELLDUS LIVE!**

1 live.telldus.com


live.telldus.com 




2 live.telldus.com


 My Location TellStick ZNet Lite Online

3 live.telldus.com

 My Location TellStick ZNet Lite Online


Change location name:

Time zone:  


Position: Lat: 51.503, Long: -0.128 


IP: 192.168.0.10

4 live.telldus.com

 My Location TellStick ZNet Lite Online

Change location name:


Time zone:  

Position: Lat: 51.503, Long: -0.128 

IP: 192.168.0.10

5 live.telldus.com

Or search address:



6 live.telldus.com





**Tip!** Instead of entering your address you can enter latitude and longitude. Time zone can be autodetected but setting a specific time zone is more reliable.