



GUIDE

CREATE A DUMMY DEVICE

Would you like to create a setup where you can easily control multiple devices, send emails or SMS with a manual trigger? If this is the case you can create a dummy device and use events to control whatever you want with a single click.

LET'S GET STARTED!

YOU WILL NEED

-  **TELLDUS LIVE!**
-  **TELLSTICK NET/ZNET**

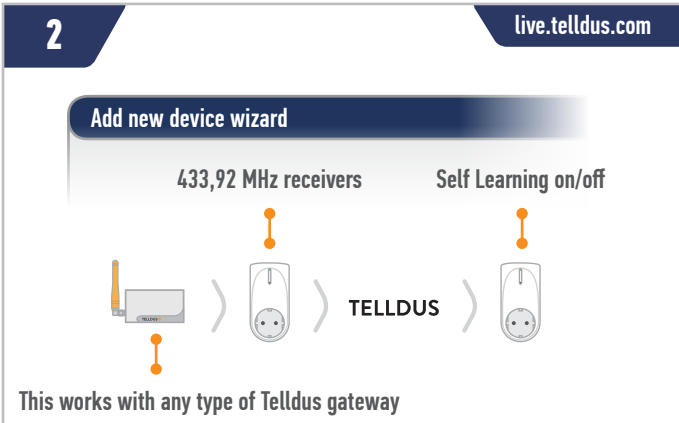
1 live.telldus.com



2 live.telldus.com

Add new device wizard

433,92 MHz receivers Self Learning on/off



This works with any type of Telldus gateway

3 live.telldus.com

Add new device wizard

Name:

Next



4 live.telldus.com

~~Learn~~ This is not an actual device and only used for controlling other actions, so skip the Learn step.

Done




Tip! When the dummy device is created you can use events to make it control what you want. Examples of how to use dummy devices can be found in the guide **"Make a device dim to a specific level"** or **"Create Macros/Scenes"**. You can also use a dummy device as an indicator, for example when a motion detector triggers, if you don't want to use an actual connected device.