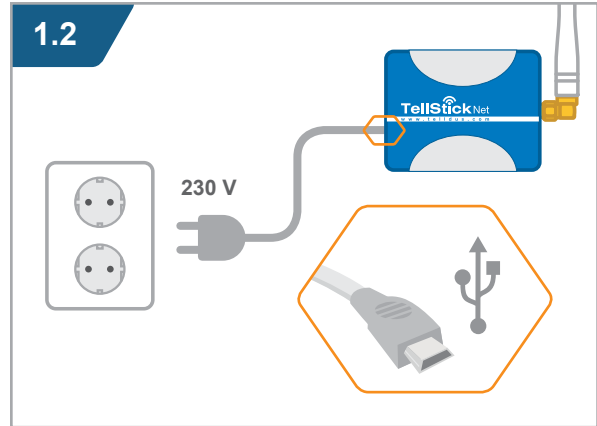
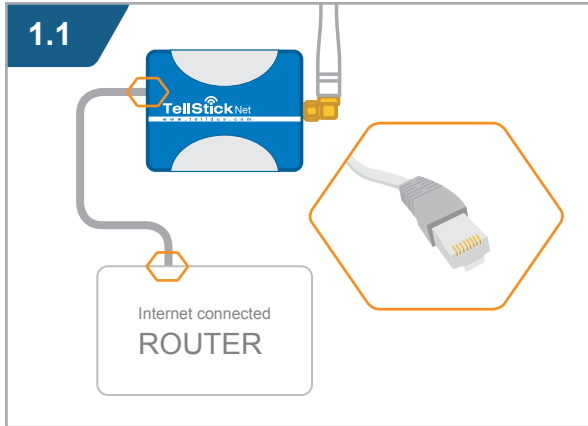
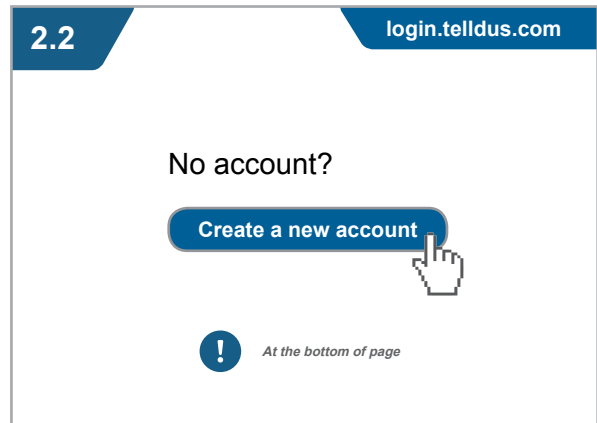




## 1. CONNECT TELLSTICK NET



## 2. CREATE A TELLDUS LIVE! ACCOUNT\*



**2.3** login.telldus.com


First name:

Last name:

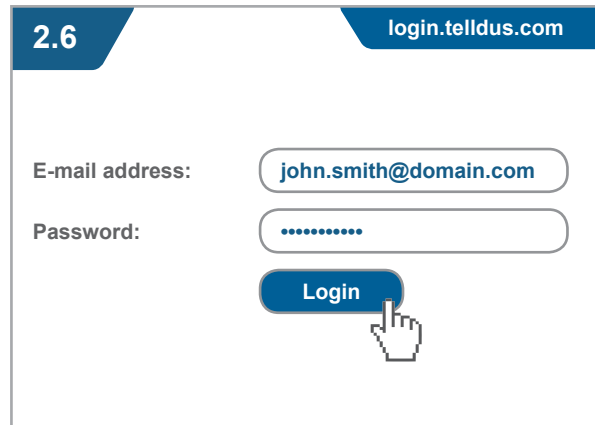
E-mail address:

Send me news and updates from Telldus:

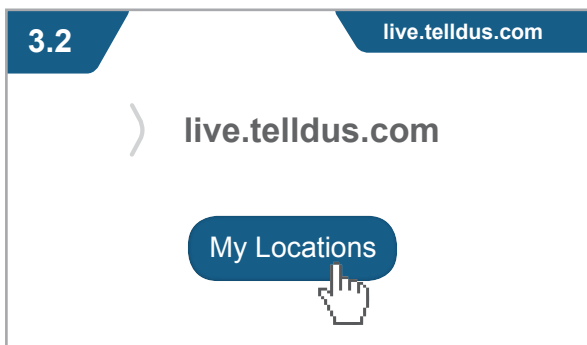
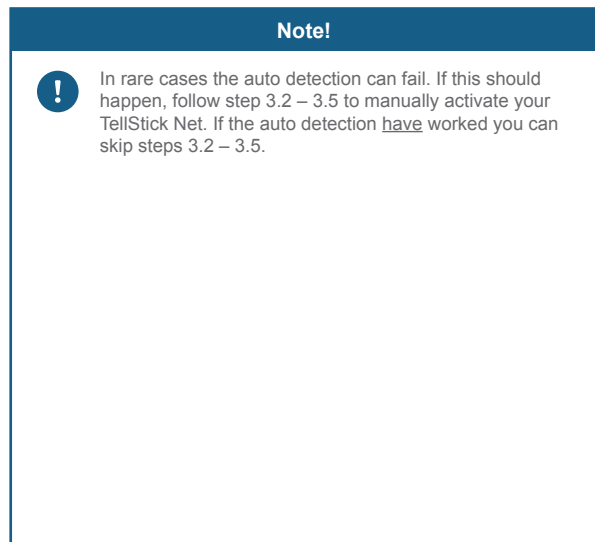
**Register!**



\* Recommended web browsers: Google Chrome • Firefox

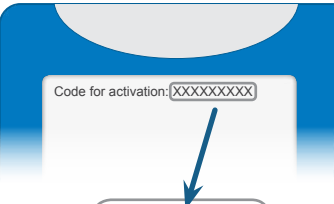


### 3. ACTIVATE TELLSTICK NET



**3.4** live.telldus.com

TellStick Net  
Back side



Code for activation: XXXXXXXXX

Activation code:

\* The code is unique

**3.5** live.telldus.com

**Activate »**



**3.6** live.telldus.com


### CONFIRM LOCATION

A TellStick Net wants to link itself with your account.

Name this location:

If this information is correct, click Accept below.

\* Any name may be used



**3.7** live.telldus.com

### CONGRATULATIONS!

In just a few short moments you'll be able to automate your home from anywhere in the world.

**If you're ready then go ahead and click here.**

